


SGP1 齿轮油泵 SGP1 gear oil pumps

一、概述

SGP1系列齿轮泵是一种环保型产品，它除了具备原有齿轮油泵的特点外，更具有噪音低、体积小、安装方便的特点。已被起重搬运机械、筑路机械、环保机械、轻工机械等行业广泛采用，成为各类环保型主机的首选配备。

SGP1 series gear pumps are environmental friendly products with the features of low noise, smart structure and easy installation. The pumps are widely applied in the industries of hoisting and conveying machinery, road machinery, environmental protection machinery, light industry machinery, etc. The pump has been the first option accessory parts for variety of environmental friendly main equipment.

二、外形图



三、型号说明 Model descriptions

SGP1 — 32 D S H 1— L ***
 ① ② ③ ④ ⑤ ⑥ ⑦ ⑧ ⑨

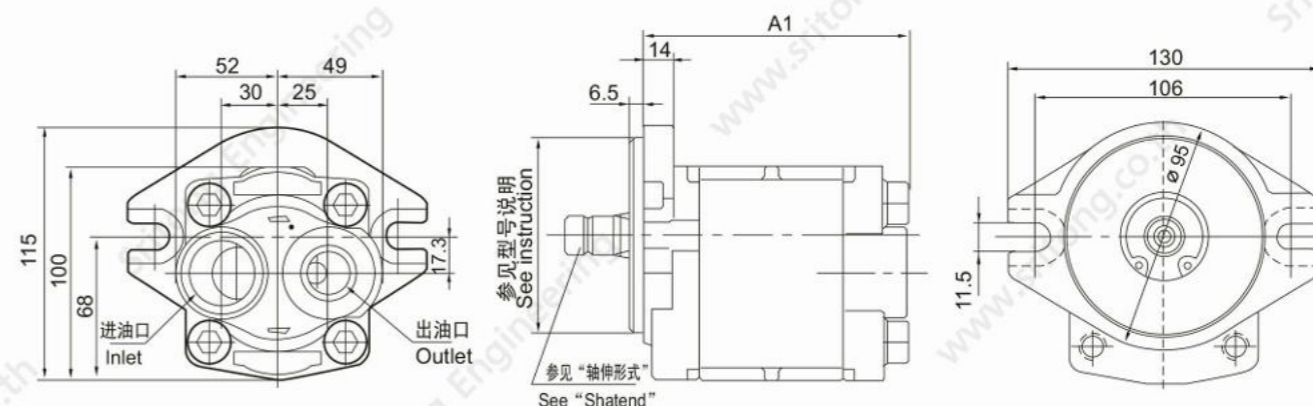
- ①SGP1 Series
- ②法兰止口尺寸 Mounting spigot diameter
 一: $\Phi 82_{-0.086}^{-0.051}$ A: $\Phi 82.55_{-0.05}^0$
 C: $\Phi 80_{-0.046}^0$ B: $\Phi 85_{-0.09}^{+0.036}$
- ③公称排量 (毫升/转)
 Nominal displacement (mL/r)
 19、23、25、27、30、32、36
- ④油口位置 Position of ports
 D.后面油口 Rear port
 F.侧面油口 (在后盖上) Side port (on cover rear)
 A.侧面油口 (在泵体上) Side port (on body)
- ⑤油口形式 Port configuration
 1.SAE法兰油口 (只用于侧面)
 SAE flange port (side only)
 进油口 Inlet: $\Phi 25$; 52.4*26.2; 4-M10*1.25
 出油口 Outlet: $\Phi 20$; 47.6*22.2; 4-M10*1.25
 2.G螺纹 (JISB2351) 同PF螺纹
 G screw thread (JISB2351) same as PF
 进油口 Inlet: G1
 出油口 Outlet: G1/2、G3/4
- 3.UNF螺纹 UNF screw thread
 S: 进油口 Inlet M27*2 出油口 Outlet M22*15
 S1: (A型油口适用30以上排量)
 S1 (A type port apply to the displacement of 30、32、36)
 进油口 Inlet: M33*2 出油口 Outlet: M27*2
- 9.特殊 Special
- ⑥安装方式 Mounting
 H:水平方向2个螺栓中心距 Horizontal 2 bolts:106
 H1:水平方向2个螺栓中心距 Horizontal 2 bolts:130
- ⑦轴伸方式 Shaft type
 1.SAE花键 SAE spline: 16/32DP, 齿数 Teeth No.: 13, 长 Length:42
 2.平键圆柱 (轴伸直径 $\Phi 20$) Straight spline (dia. $\Phi 20$)
 5.SAE花键 SAE spline: 16/32DP, 齿数 Teeth No.:10, 长 Length:33
 H.矩形花键 Rectangle spline: 6-20*16*4, 长 Length: 70
 H1. 矩形花键 Rectangle spline: 6-20*16*4, 长 Length: 41.5
- 9.特殊 Special
- ⑧旋转方向 (轴端看) Direction of rotation (from shaft end)
 L:左旋 (逆时针) Left rotation (counterclockwise)
 R:右旋 (顺时针) Right rotation (clockwise)
- ⑨设计序号 Code number

四、性能参数 Performance parameters

型号 Models	公称排量 Nominal displacement (mL/r)	压力 Pressure (Mpa)		转速 Rotation speed (r/min)			容积效率 Volumetric Efficiency (≤%)	L	重量 Weight (kg)
		额定 Rated	最高 Max	最低 Min	额定 Rated	最高 Max			
SGP1-19	19	20	25	600	2500	3000	92	115.5	4.1
SGP1-23	23							118.5	4.3
SGP1-25	25							122.5	4.6
SGP1-27	27							124.5	4.8
SGP1-30	30							126.5	5.0
SGP1-32	32							131.5	5.4
SGP1-36	36							130.5	5.8

SGP1 齿轮油泵 SGP1 gear oil pumps

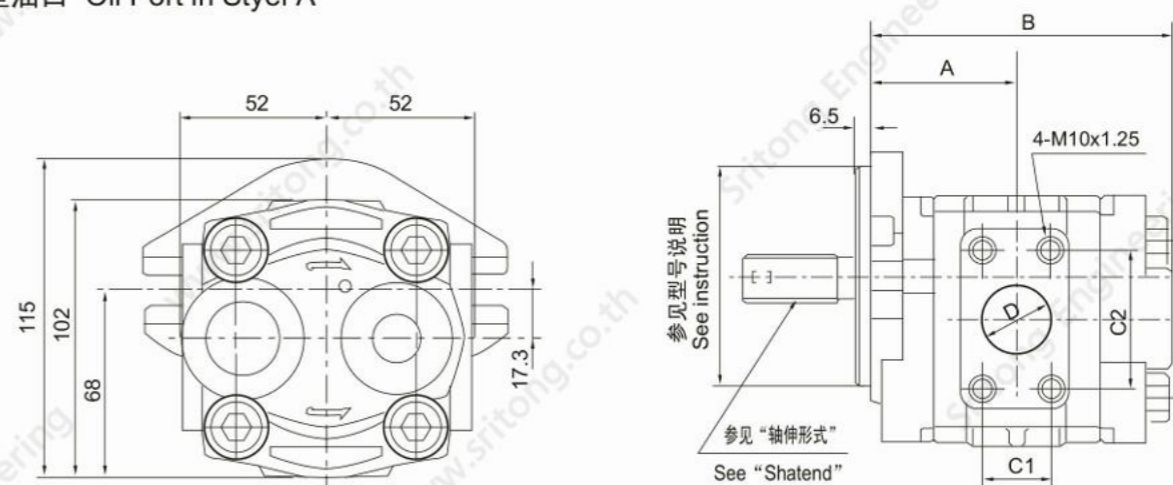
D型油口 Oil Port in Styl D



后面油口 (Rear Port)

排量 Displacement	23	25	27	30	32	36
A1	117	118	122	124	128	132

A型油口 Oil Port in Styl A

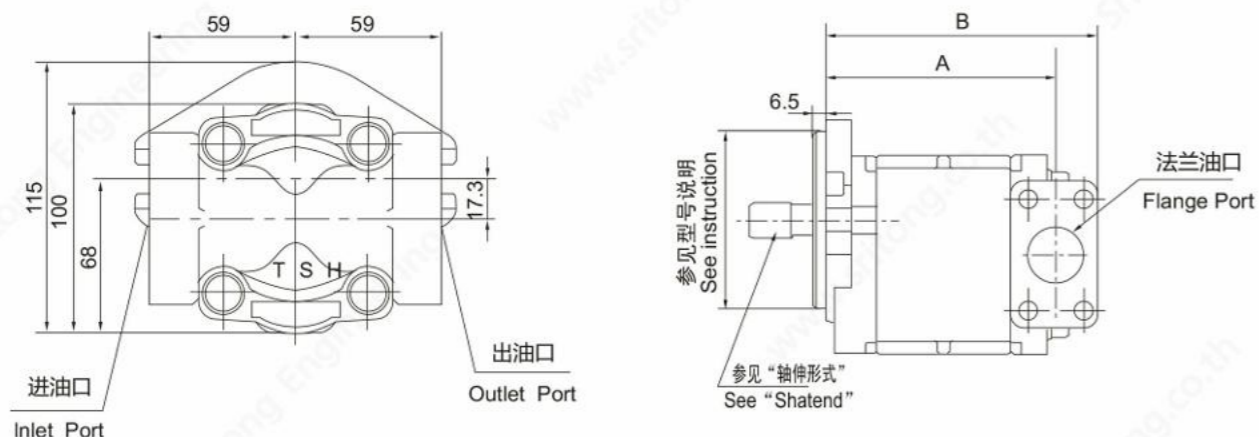


侧面油口 (Side Port)

排量 Displacement	A	B	进油口 Inlet port			出油口 outlet port		
			C1	C2	D	C1	C2	D
30	64.3	124	26.2	52.4	25	22.2	47.6	20
32	66.3	128						
36	68.3	132						

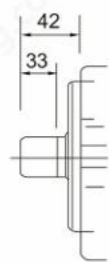
SGP1 齿轮油泵 SGP1 gear oil pumps

F型油口 Oil Port in Styl F

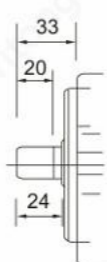


排量 Displacement	A	B
23	107.0	130.5
25	108.5	132
27	112.0	135.5
30	114.5	138
32	118.5	142.0
36	122.5	146.0

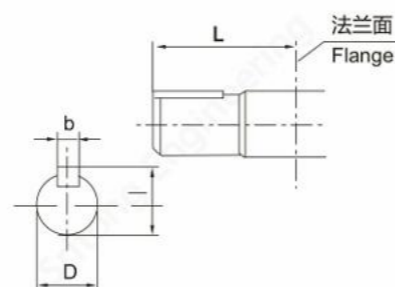
1: SAE标准
齿数 No. of tooth 13
D. P. 16/32
压力角 Pressure angle 30°
C. P. O. 1963"
外径 Over pin dia
ø 21.80
ø 21.68
齿底径 Pin dia. ø 18.63



5: SAE标准
齿数 No. of tooth 10
D. P. 16/32
压力角 Pressure angle 30°
C. P. O. 1963"
外径 Over pin dia
ø 17.043
ø 16.916
齿底径 Pin dia. ø 13.86

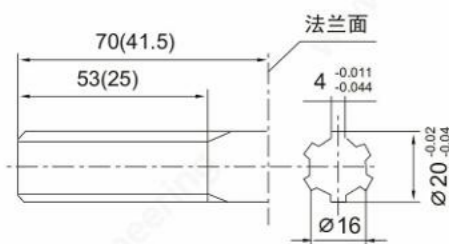


2: 平键 Straight Spline



H, H1: 矩形花键

9: 特殊定货 Special ord



()内尺寸为H1号轴伸尺寸

轴伸形式 Shaft end	D	b	I	L
2号平键 Straight spline NO.2	20	6	22.5	42


SGP2 齿轮油泵 SGP2 gear oil pumps

一、概述

SGP2系列齿轮泵是具有轴向间隙自动补偿和径向液压平衡的外啮合齿轮泵，采用三开式结构；轴承采用DU轴承；侧板为双金属材料；前盖，后盖为高强度铝合金件；中间体为铸铁件，表面镀有金属陶瓷。从而有效地提高齿轮泵的性能指标、寿命及可靠性。

SGP2A series gear pump is external gear pump possessing axial clearance automatic compensation and radial hydraulic balance, adopting three opening structure. The bearings are DU bearings and the side plate is bimetallic material. The front and rear covers, are made of aluminum accessory with high strength. The middle part is consist of iron casting and the surface is covered with metal ceramic. All above improve the performance, lifetime and reliability of the pump.

二、外形图



三、型号说明 Model descriptions

SGP2 — 36 D 1 H 1 — L ***
① ② ③ ④ ⑤ ⑥ ⑦ ⑧ ⑨

- ① SGP2 Series
- ② 法兰止口尺寸 Mounting spigot diameter
—: $\Phi 82_{-0.090}^{-0.036}$ Z: $\Phi 102_{-0.090}^{-0.036}$
A: $\Phi 82.55_{-0.05}^0$ B: $\Phi 101.6_{-0.05}^0$
- ③ 公称排量 (毫升/转)
Nominal displacement (mL/r)
20.23.25.27.32.36.40.44.48.52
- ④ 油口位置 Position of ports
D. 后面油口 Rear port
F. 侧面油口 (在后盖上) Side port (on cover rear)
A. 侧面油口 (在泵体上) Side port (on body)
- ⑤ 油口形式 Port configuration
1. SAE法兰油口 (只适用于36以下排量)
SAE flange port (only for the displacement below 36mL/r)
进油口 Inlet: $\Phi 25$; 52.4*26.2; 4-M10*1.25
出油口 Outlet: $\Phi 20$; 47.6*22.2; 4-M10*1.25
- 2. G螺纹 (JISB2351) 同PF螺纹
G screw thread (JISB2351) same as PF
进油口 inlet: G1 出油口 Outlet: G3/4
- 3. W螺纹 W screw thread
- 9. 特殊 Special
- ⑥ 安装方式 Mounting
H: 水平方向2个螺栓中心距 Horizontal 2 bolts: 106
H1: 水平方向2个螺栓中心距 Horizontal 2 bolts: 130
- ⑦ 轴伸方式 Shaft type
1. SAE花键 SAE spline: 16/32DP, 齿数 Teeth No.: 13, 长 Length: 42
2. 平键圆柱 (轴伸直径 $\Phi 20$) Straight spline (dia. $\Phi 20$)
- 9. 特殊 Special
- ⑧ 旋转方向 (轴端看) Direction of rotation (from shaft end)
L: 左旋 (逆时针) Left rotation (counterclockwise)
R: 右旋 (顺时针) Right rotation (clockwise)
- ⑨ 设计序号 Code number

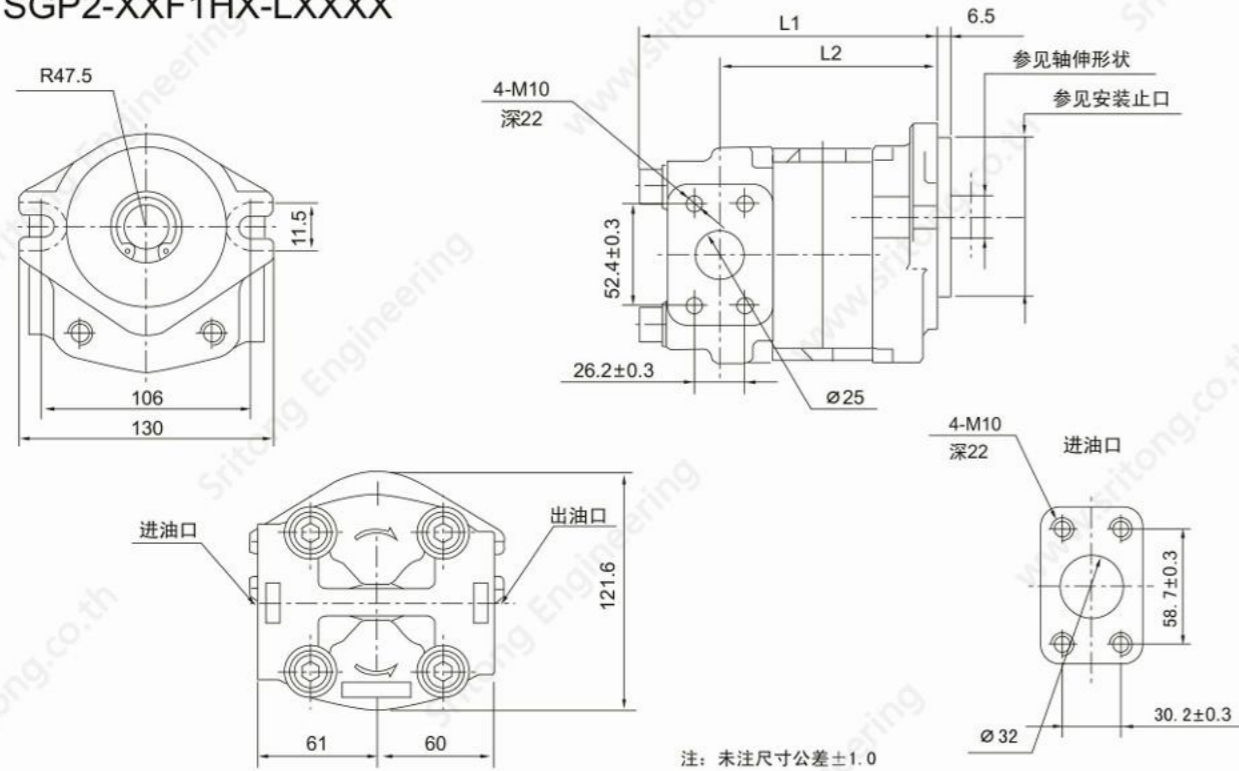
四、性能参数 Performance parameters

型号 Models	公称排量 Nominal displacement (mL/r)	压力 Pressure (Mpa)		转速 Rotation speed (r/min)		进油口压力 Inlet pressure Mpa	重量 Weight (kg)	
		额定 Rated	最高 Max	最低 Min	最高 Max			
SGP2-20	20	24.5	29.4	400	3000	-0.02~0.2	4.9(4.4)	
SGP2-23	23						5.1(4.6)	
SGP2-25	25						5.3(4.8)	
SGP2-27	27						5.4(4.9)	
SGP2-32	32						5.7(5.1)	
SGP2-36	36						5.9(5.3)	
SGP2-40	40	22.6	27.5	400	3000(2500)	-0.02~0.2	6.1(5.4)	
SGP2-44	44	20.6	24.5				6.3(5.6)	
SGP2-48	48	18.6	22.6				6.6 (5.9)	
SGP2-52	52	17.2	20.6				3000(2500)	6.8 (6.1)

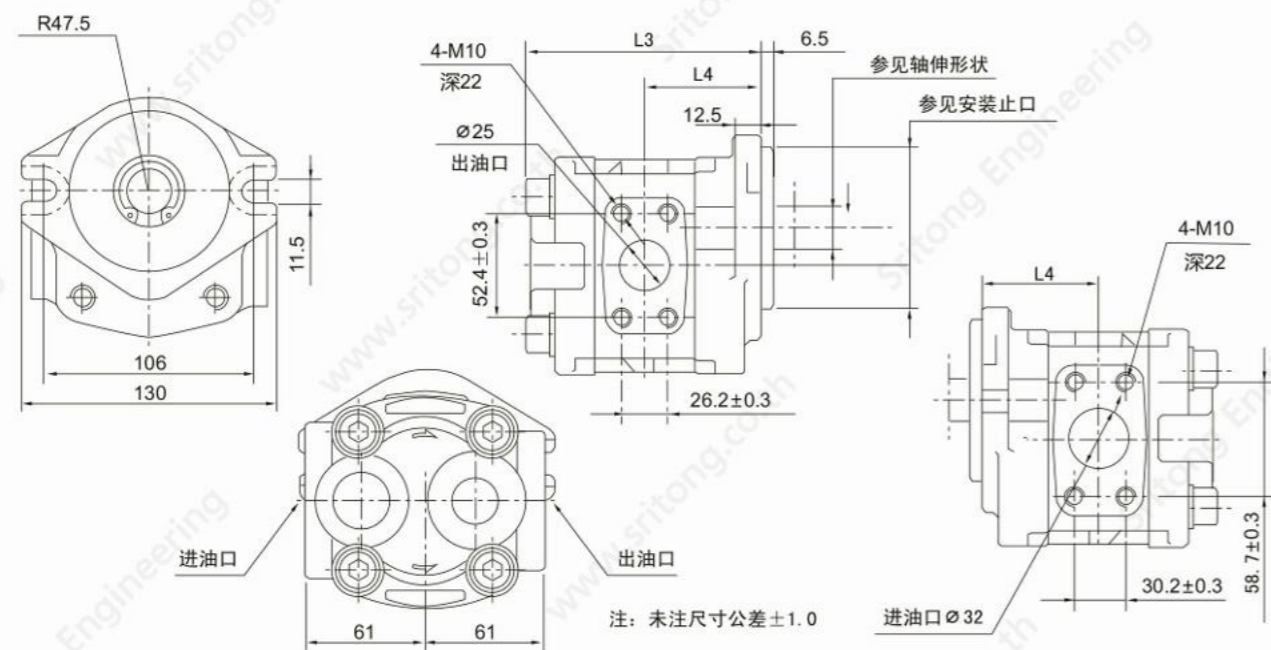
SGP2 齿轮油泵 SGP2 gear oil pumps

五、外形尺寸图

SGP2-XXF1HX-LXXXX

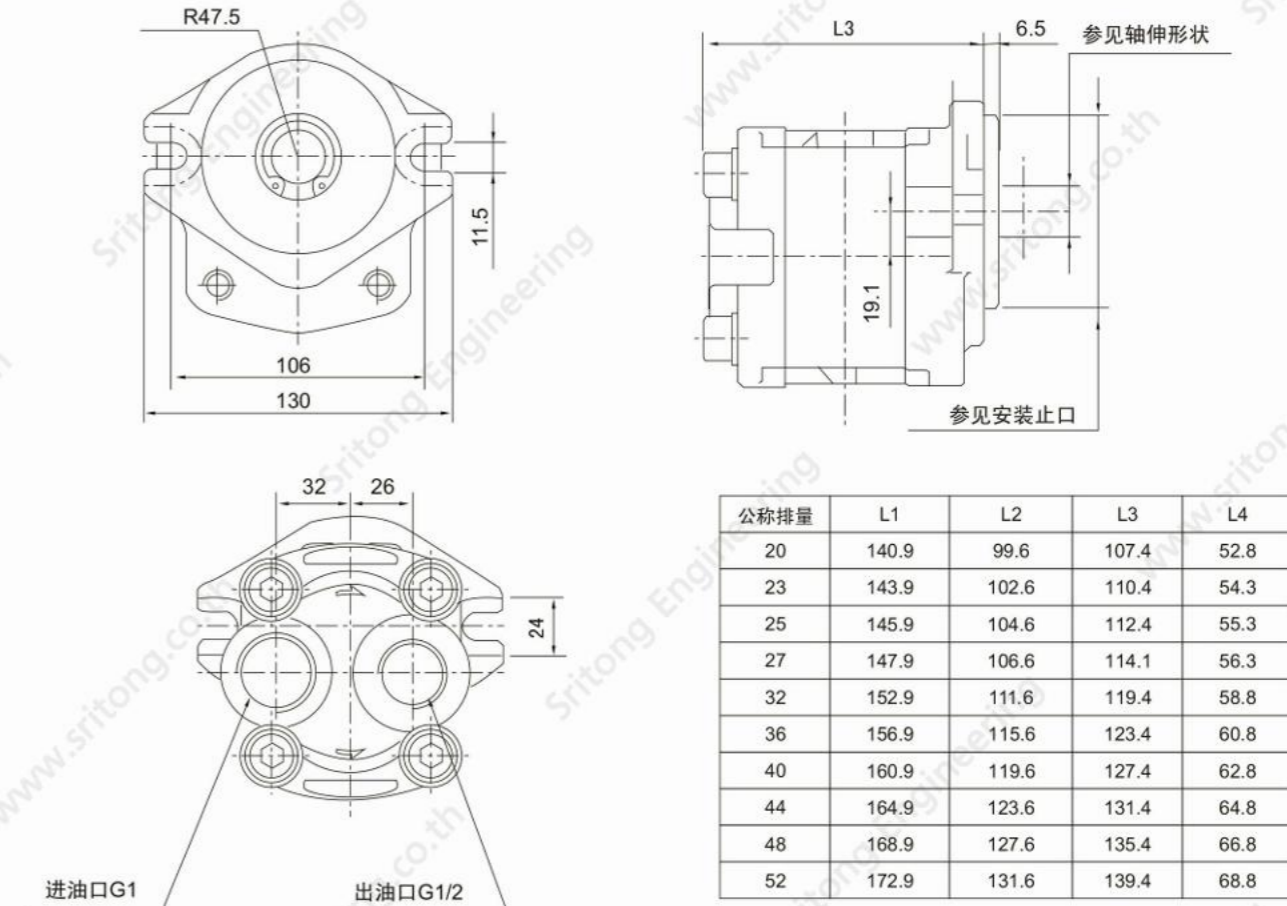


SGP2-XXA1HX-LXXXX



SGP2 齿轮油泵 SGP2 gear oil pumps

SGP2-XXD2HX-LXXXX



六、轴伸形状



齿数	13
径节	16/32
压力角	30°
跨棒距	24.819~24.891
里棒直径	Φ3.048

进油口形状	出油口形状	油口位置		
		中间体侧面	后盖后面	后盖侧面
Φ32	Φ25	公称排量32以上	—	○
Φ25	Φ19	公称排量27~36	—	公称排量20~36
G1	G1/2	—	○	○